7 Images

CONFIDENTIAL

All Enclosed Documents Are
CONFIDENTIAL
Not For Release To Public.

BUILDING CONSENT

11798P

PROPERTY ID 000467

All Enclosed Documents Are
CONFIDENTIAL
Not For Release To Public.

11798P

Document Set ID: 586406
Version: 1, Version Date: 11/02/2021

11/7/11/7

Please Photocopy

Wall Bracing Calculation Sheet A

Job Details

box 1

Name: Montgomerie

Street and Number:

Lot and DP Number:

City/Town/District: Urenui

Location of Storey: (single)/upper of two/lower of two

Building height to apex: 4.5 m — Roof weight: (light)/heavy

Roof height above eaves: 2.0 m — Cladding weight: (light)/heavy

Stud height: 2.4 m — Room in roof space: y/(n)

Average roof pitch: 25

Building length BL = 19.6 m — Gross Building

Building width BW = 12.9 m — Plan Area, GPA = 172 m2

Note: When the average roof pitch is over 25 degrees, use the eaves length and width to determine BL and BW.
Note: For heavy roofs use the roof plan at eaves level to determine GPA.

Wind Zone

box 2

Region:		Terrain:		Exposure:		Topography:	
R1	0	Inland	0	Sheltered	0	Gentle	0
R2	1	Coastal	1	Exposed	1	Moderate	1
						Extreme	3

Total points ____

Wind zone: ____ Low (0) ____ Very high (3)
____ Medium (1) ____ Specific Design (4)
____ (High) (2)

Earthquake zone

box 3

From figure EQ1 select Earthquake Zone: (A) B C

BUs required Wind

box 4

From Table W1A/W1B
W along = 54 BUs/m
W across = 54 BUs/m
Total wind load,
W ALONG:
W along x BW = 697 BUs
W ACROSS
W across x BL = 1059 BUs

BUs required Earthquake

box 5

From Table EQ1
E = 27 BUs/m2
Note: For a room in the roof space use E+1
Total earthquake load,
EQ ALONG and EQ ACROSS:
E x GPA BUs = 464 BUs

Please Photocopy

Wall Bracing Calculation Sheet B

Along

Wall or Bracing Line		Bracing Elements Provided			Wind		Earthquake	
1	2	3	4	5	6 W	7 W	6 E	7 E
Line Label	Minimum BUs Required	Bracing Element No.	Bracing Type	Length Element (m) L	Rating BU/m W	BUs Achieved (BU/m x L) W	Rating BU/m E	BUs Achieved (BU/m x L) E
A			BR5	1.2	115	138		
			BR5	1.2	115	138		
B			GIB2	2.4	80	192		
C			GIB1	1.8	55	99		
			BR5	1.2	115	138		
D								
E			PLY	600	88	52		
			PLY	600	88	52		
Totals Achieved					W	809	E	
From Sheet A	Totals Required				W	697	E	
Wreq/Ereq =								

*If Wreq/Ereq is 1 or less complete E column only
If Wreq/Ereq is 1.5 or more complete W column only
Otherwise complete both W and E

Across

Wall or Bracing Line		Bracing Elements Provided			Wind		Earthquake	
1	2	3	4	5	6 W	7 W	6 E	7 E
Line Label	Minimum BUs Required	Bracing Element No.	Bracing Type	Length Element (m) L	Rating BU/m W	BUs Achieved (BU/m x L) W	Rating BU/m E	BUs Achieved (BU/m x L) E
M			GIB1	3.3	75	247		
			BR5	1.2	115	138		
			BR3	2.4	95	228		
N								
O			BR6	1.8	150	270		
P			BR5	1.8	115	207		
Q								
Totals Achieved					W	1090	E	
From Sheet A	Totals Required				W	1059	E	
Wreq/Ereq =								

CONFIDENTIAL

CONFIDENTIAL

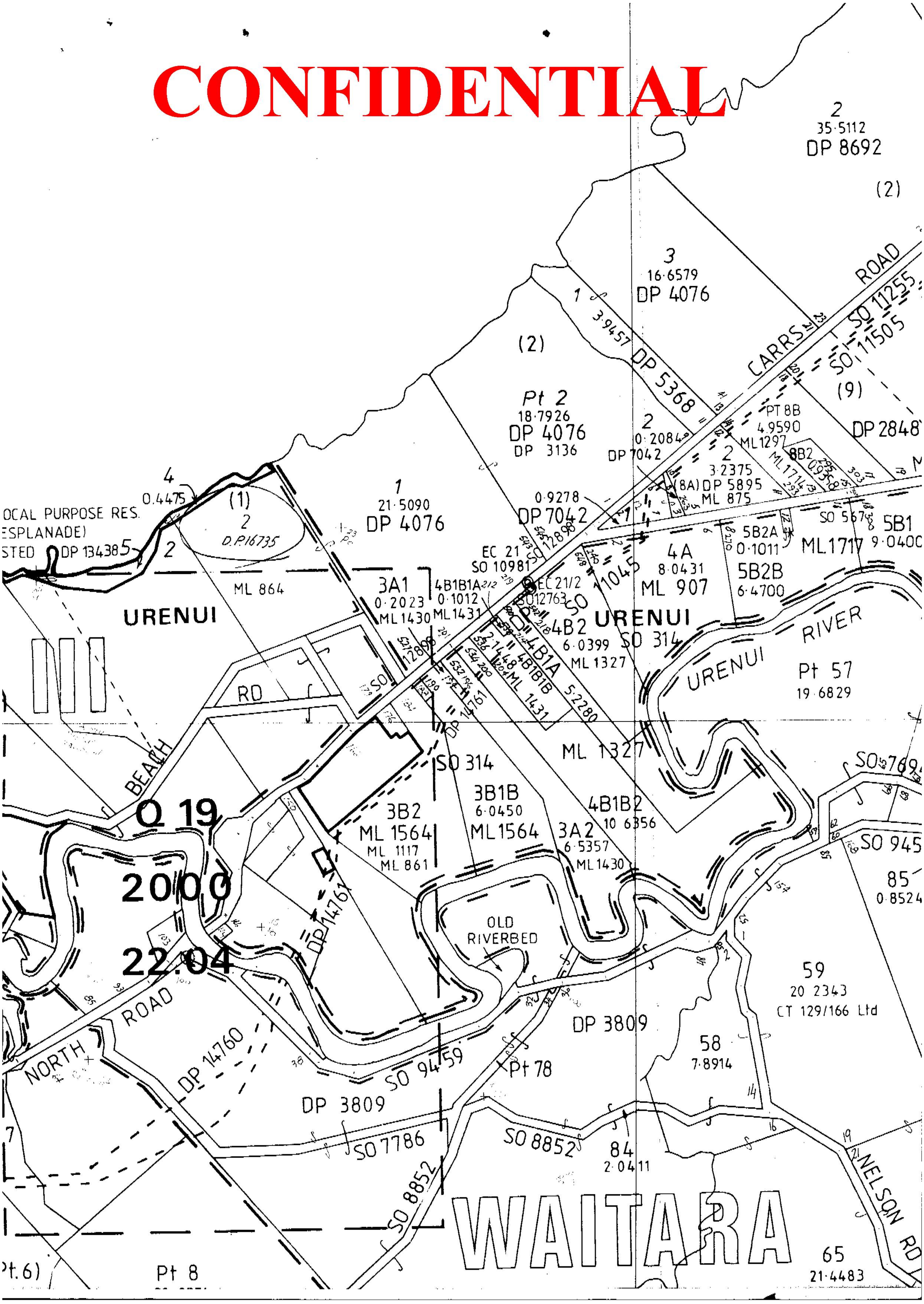

Document Set ID: 586406
Version: 1, Version Date: 11/02/2001

CONFIDENTIAL

11797 / 11798

All Enclosed Documents Are CONFIDENTIAL Not For Release To Public.

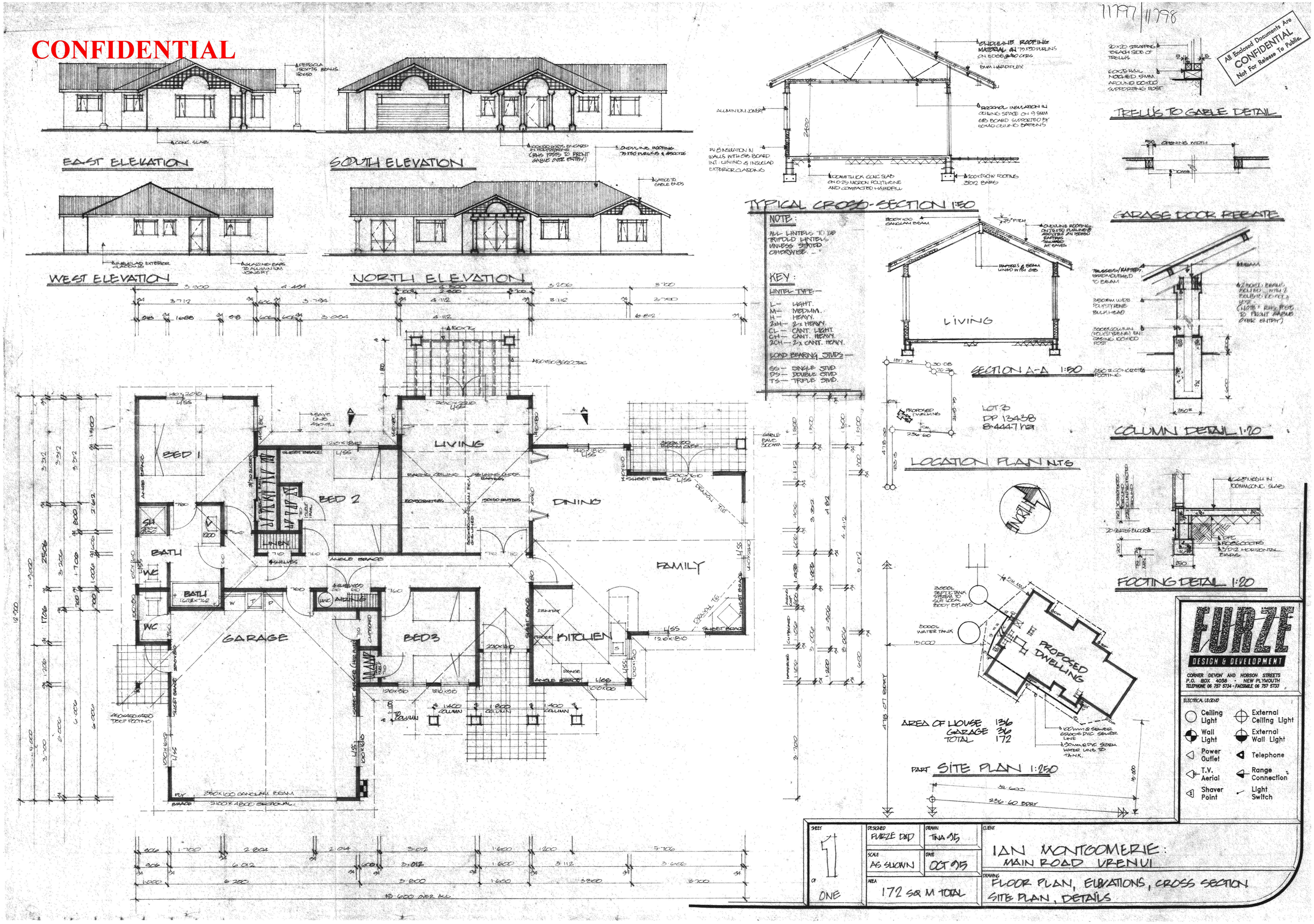

CONFIDENTIAL

DATE: 7-12-95 PAGE ONE OF: 2

TO: N.P.D.C.

ATTENTION: SUE INGRAM.

FROM: CAROLYN.

YOUR REF – PC. 236/PVB

RE- MONTGOMERIE PERMIT APPLICATION - 537 MAIN NORTH ROAD URENUI - PERCOLATION TEST RESULTS.

Regards Carolyn

FURZE
DESIGN & DEVELOPMENT
CORNER DEVON AND HOBSON STREETS
P.O. BOX 4056, NEW PLYMOUTH
TELEPHONE 06 757 5734
FACSIMILE 06 757 5733

Document Set ID: 586406
Version: 1, Version Date: 11/02/2001

Document Set ID: 588406
Version: 1, Version Date: 11/02/2001

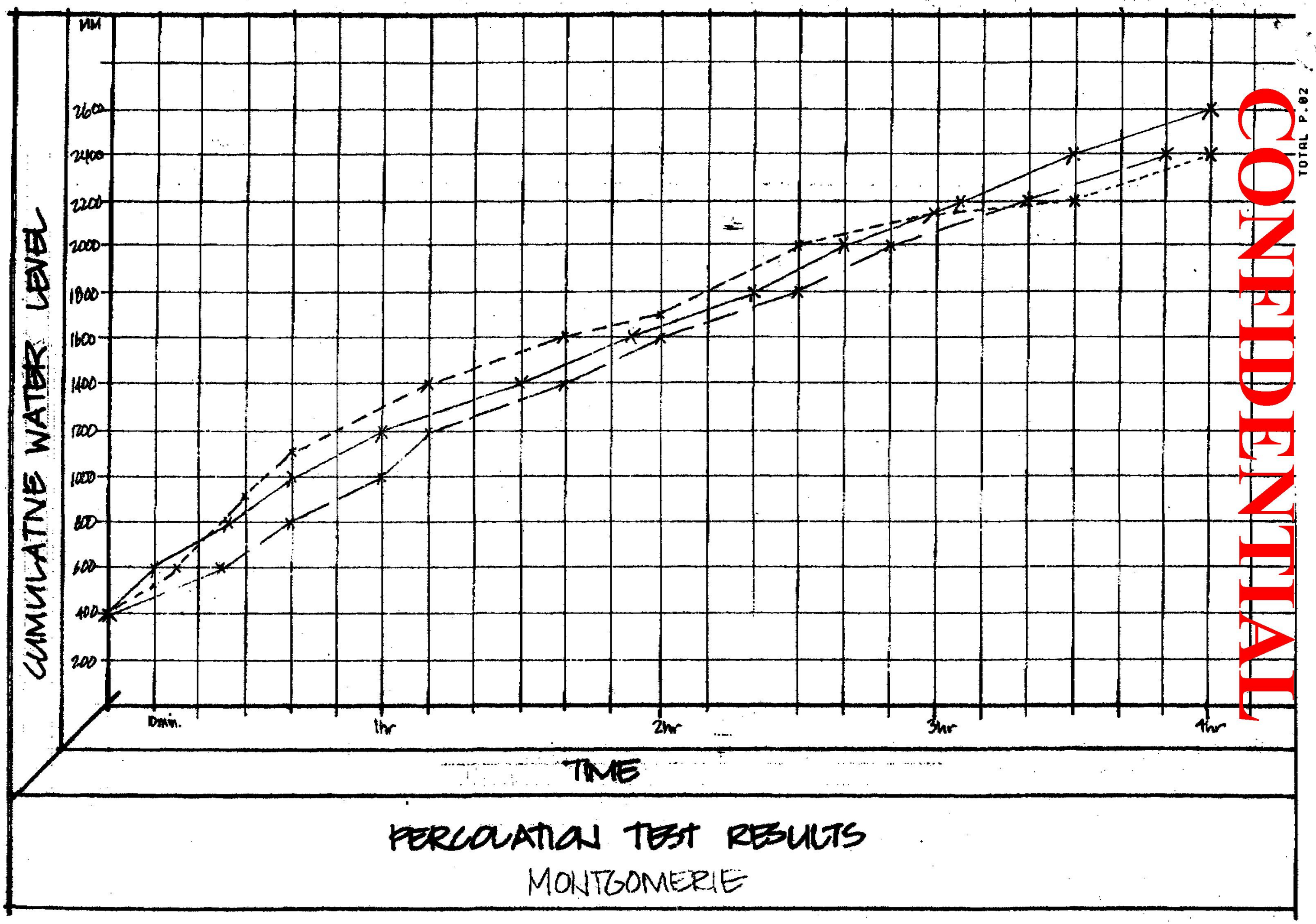

CONFIDENTIAL

CONFIDENTIAL

PC.236/PVB

23 November 1995

Mr Tipler
File: BC11797/11798
Prop.ID:000467

Furze Design & Development
P O Box 4058
NEW PLYMOUTH

Dear Sir

RE: DWELLING - 527 MAIN NORTH ROAD URENUI

I acknowledge receipt of your application dated **13 NOVEMBER 1995** for a Building Consent to erect a **DWELLING** at **537 MAIN NORTH ROAD, URENUI, BEING LOT 1, DP 4076**, but have to advise that the plans and specifications submitted do not fully comply with the Building Code and/or other legislation governing the erection of buildings and that the consent will be withheld until amendments or additional information covering the following matters is submitted.

BUILDING

PLEASE PROVIDE PERCOLATION TEST RESULT FOR THE EFFLUENT DRAIN SITE.

On receipt of this information further consideration will be given to the application and if found to be satisfactory the consent will be issued on payment of the required fees.

Council Officers will be pleased to provide assistance if required.

Yours faithfully

N I Morris
SENIOR CONSENTS OFFICER : APPROVALS

Document Set ID: 586406
Version: 1, Version Date: 11/02/2001